




NATURAL ELEMENTS

Floor: 600 x 300 & 300 x 300 Grey Slip Resistant
 Wall: 450 x 150 Brickbond Effect White/Grey with 600 x 300 Grey



Suitability:

	Walls
	Floors
	R10 A and R11 C options
	Internal use External use options

Options in this range:

Material	Unglazed Porcelain
Finish	Matt
Edges	Rectified Non-rectified
Colours	4
Thickness	9mm and 20mm options

Fittings available:

Rounded Coving	
Step tread	

white



CB01-030-6020 Rectified matt 600 x 200 x 9mm



CB01-030-6030 Rectified matt 600 x 300 x 9mm
CB01-031-6030 Non-rectified matt slip resistant 600 x 300 x 9mm




CB01-030-6040 Rectified matt 600 x 400 x 9mm




CB01-030-6060 Rectified matt 600 x 600 x 9mm
CB01-043-6060 Rectified matt 20mm* 600 x 600 x 20mm



CB01-031-1515 Rectified matt slip resistant 150 x 150 x 9mm



CB01-031-3030 Non-rectified matt slip resistant 300 x 300 x 9mm



CB01-031-4545 Non-rectified matt slip resistant 450 x 450 x 9mm



CB01-033-MOSBB Brickbond mosaic 300 x 300 x 9mm
Matt



CB01-038-WALL Brickbond effect white + beige 450 x 105 x 10-14mm
Rectified matt

*20mm tiles are suitable for use externally in residential, commercial and public spaces and can be laid on gravel or turf without need for grout and adhesive.



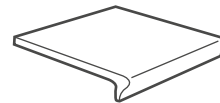
- ✓ Slip resistant
- ✓ Frost / thermal shock resistant
- ✓ Load resistant
- ✓ Resistant to moss / mould
- ✓ Resistant to salts
- ✓ Excellent long term durability
- ✓ Lifiable / reusable

Rounded Coving



CB01-031-COVE white 300 x 170 x 9mm
Matt finishing piece

Step tread



CB01-031-STEP white 330 x 300 x 9mm
Matt finishing piece




CB01-032-MOSOFF Offset mosaic 300 x 300 x 9mm
Matt



CB01-039-WALL Brickbond effect grey + white 450 x 105 x 10-14mm
Rectified matt


Floor: 600 x 300 & 300 x 300 Grey Slip Resistant
Wall: 450 x 150 Brickbond Effect White/Grey with 600 x 300 Grey



white



beige



grey



anthracite



300 x 300 White

beige




CB01-034-6020 Rectified matt 600 x 200 x 9mm




CB01-035-1515 Rectified matt slip resistant 150 x 150 x 9mm




CB01-034-6030 Rectified matt 600 x 300 x 9mm
CB01-035-6030 Non-rectified matt slip resistant 600 x 300 x 9mm



CB01-035-3030 Non-rectified matt slip resistant 300 x 300 x 9mm



CB01-034-6040 Rectified matt 600 x 400 x 9mm



CB01-035-4545 Non-rectified matt slip resistant 450 x 450 x 9mm



CB01-034-6060 Rectified matt 600 x 600 x 9mm
CB01-044-6060 Rectified matt 20mm* 600 x 600 x 20mm



CB01-037-MOSBB Brickbond mosaic 300 x 300 x 9mm
Matt



CB01-036-MOSOFF Offset mosaic 300 x 300 x 9mm
Matt



CB01-038-WALL Brickbond effect white + beige 450 x 105 x 10-14mm
Rectified matt

*20mm tiles are suitable for use externally in residential, commercial and public spaces and can be laid on gravel or turf without need for grout and adhesive.



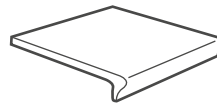
- ✓ Slip resistant
- ✓ Frost / thermal shock resistant
- ✓ Load resistant
- ✓ Resistant to moss / mould
- ✓ Resistant to salts
- ✓ Excellent long term durability
- ✓ Lifiable / reusable

Rounded Coving






CB01-035-COVE beige 300 x 170 x 9mm
Matt finishing piece

Step tread



CB01-035-STEP beige 330 x 300 x 9mm
Matt finishing piece

Floor: 450 x 450 Beige Slip Resistant / Wall 300 x 300 White & Beige



600 x 600 Beige


grey



CB01-022-6020 Rectified matt 600 x 200 x 9mm



CB01-022-6030 Rectified matt 600 x 300 x 9mm
CB01-023-6030 Non-rectified matt slip resistant 600 x 300 x 9mm




CB01-022-6040 Rectified matt 600 x 400 x 9mm




CB01-022-6060 Rectified matt 600 x 600 x 9mm
CB01-042-6060 Rectified matt 20mm* 600 x 600 x 20mm



CB01-023-1515 Rectified matt slip resistant 150 x 150 x 9mm



CB01-023-3030 Rectified matt slip resistant 300 x 300 x 9mm



CB01-023-4545 Non-rectified matt slip resistant 450 x 450 x 9mm



CB01-025-MOSBB Brickbond mosaic 300 x 300 x 9mm
Rectified matt



CB01-024-MOSOFF Offset mosaic 300 x 300 x 9mm
Rectified matt



CB01-039-WALL Brickbond effect grey + white 450 x 105 x 10-14mm
Rectified matt


600 x 600 & 600 x 300 Grey



white



beige



grey



anthracite

Rounded Coving



CB01-023-COVE grey
Matt finishing piece

300 x 170 x 9mm


Step tread



CB01-023-STEP grey
Matt finishing piece

330 x 300 x 9mm

*20mm tiles are suitable for use externally in residential, commercial and public spaces and can be laid on gravel or turf without need for grout and adhesive.



- ✓ Slip resistant
- ✓ Frost / thermal shock resistant
- ✓ Load resistant
- ✓ Resistant to moss / mould
- ✓ Resistant to salts
- ✓ Excellent long term durability
- ✓ Lifiable / reusable


anthracite



CB01-026-6020 Rectified matt 600 x 200 x 9mm



CB01-027-1515 Rectified matt slip resistant 150 x 150 x 9mm



CB01-026-6030 Rectified matt 600 x 300 x 9mm
CB01-027-6030 Non-rectified matt slip resistant 600 x 300 x 9mm



CB01-027-3030 Non-rectified matt slip resistant 300 x 300 x 9mm



CB01-026-6040 Rectified matt 600 x 400 x 9mm



CB01-027-4545 Non-rectified matt slip resistant 450 x 450 x 9mm



CB01-026-6060 Rectified matt 600 x 600 x 9mm



CB01-029-MOSBB Brickbond mosaic 300 x 300 x 9mm
Matt



CB01-028-MOSOFF Offset mosaic 300 x 300 x 9mm
Matt



CB01-040-WALL Brickbond effect anthracite + granite 450 x 105 x 10-14mm
Rectified matt





Rounded Coving

CB01-027-COVE anthracite 300 x 170 x 9mm
Matt finishing piece

Step tread

CB01-027-STEP anthracite 330 x 300 x 9mm
Matt finishing piece





Wall: 600 x 300 Anthracite / Floor: 300 x 300 White



450 x 105 Brickbond Effect Anthracite

NATURAL ELEMENTS

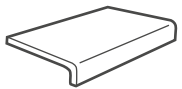

Suitability:

 Walls
 Floors
 R10 A and R11 C options
 Internal use External use options

Options in this range:

Material	Unglazed Porcelain
Finish	Matt
Edges	Rectified Non-rectified
Colours	4
Thickness	9mm and 20mm options

Fittings available:

Rounded Coving	
Step tread	

All stated dimensions are nominal.
 Due to variations in print and display technologies, colours shown here may differ from actual products. It is advisable to see a sample before ordering.

	Manufactured and tested to EN14411
	Designworks Tiles Falcon Road, Sowton Industrial Estate, Exeter, Devon, EX2 7LF

Description	PRODUCT				DIMENSIONS / WEIGHT					SLIP RESISTANCE					AREA OF USE			Impregnate (yes/no)	Pieces per pack	Coverage per pack (m ²)	Weight per pack (kg)	Packs per pallet
	Rectified Edge (yes/no)	Surface Finish	Colour Name	Product Code	Length (mm)	Width (mm)	Thickness (mm)	PCS per m ²	Kg per m ²	Ramp Test	Deep Abrasion (ISO 10545-6)	Shod Dry (4596 Dry)	Shod Wet (4596 Wet)	Barefoot Wet (4596 Wet)	Internal Walls	Internal Floors	External Floors					
600 x 600	✓	Matt	White Beige Grey Anthracite	CB01-030-6060 CB01-034-6060 CB01-022-6060 CB01-026-6060	600	600	9	2.778	22.9	R10 A	PASS	56	28	23	✓	✓	✗	✗	3	1.08	24.82	40
600 x 600 (x 20mm) Slip Resistant	✓	Matt	White Beige Grey	CB01-043-6060 CB01-044-6060 CB01-042-6060	600	600	20	2.778	45.83	R11 C	PASS	65	55	42	✓	✓	✓	✗	2	0.72	33.00	30
600 x 400	✓	Matt	White Beige Grey Anthracite	CB01-030-6040 CB01-034-6040 CB01-022-6040 CB01-026-6040	400	600	9	4.167	22.9	R10 A	PASS	56	28	23	✓	✓	✗	✗	4	0.96	22.06	32
600 x 300	✓	Matt	White Beige Grey Anthracite	CB01-030-6030 CB01-034-6030 CB01-022-6030 CB01-026-6030	300	600	9	5.556	21.5	R10 A	PASS	56	28	23	✓	✓	✗	✗	6	1.08	23.25	40
600 x 300 Slip Resistant	✗	Matt	White Beige Grey Anthracite	CB01-031-6030 CB01-035-6030 CB01-023-6030 CB01-027-6030	300	600	9	5.556	21.5	R11 C	PASS	65	55	42	✓	✓	✓	✗	6	1.08	23.25	40
600 x 200	✓	Matt	White Beige Grey Anthracite	CB01-030-6020 CB01-034-6020 CB01-022-6020 CB01-026-6020	200	600	9	8.333	22.9	R10 A	PASS	56	28	23	✓	✓	✗	✗	7	0.84	19.31	48
450 x 450 Slip Resistant	✗	Matt	White Beige Grey Anthracite	CB01-031-4545 CB01-035-4545 CB01-023-4545 CB01-027-4545	450	450	9	4.938	21	R11 C	PASS	65	55	42	✓	✓	✓	✗	5	1.01	21.25	33
450 x 105 Brickbond Effect	-	Matt	White + Beige	CB01-038-WALL	105	450	10 - 14	21.164	19.09	-	-	-	-	-	✓	✗	✗	✗	14	0.66	12.60	-
			Grey + White	CB01-039-WALL																		
			Anthracite + Granite	CB01-040-WALL																		
330 x 300 Step Tread	✗	Matt	White Beige Grey Anthracite	CB01-031-STEP CB01-035-STEP CB01-023-STEP CB01-027-STEP	300	330	9	3.333	8.503	R11 C	PASS	65	55	42	✓	✓	✓	✗	8	2.40	20.41	-
300 x 300 Slip Resistant	✗	Matt	White Beige Grey Anthracite	CB01-031-3030 CB01-035-3030 CB01-023-3030 CB01-027-3030	300	300	9	11.111	21.33	R11 C	PASS	65	55	42	✓	✓	✓	✗	11	0.99	21.12	48
300 x 300 Brickbond Mosaic	-	Matt	White Beige Grey Anthracite	CB01-033-MOSBB CB01-037-MOSBB CB01-025-MOSBB CB01-029-MOSBB	300	300	9	11.111	17.22	R10 A	PASS	56	28	23	✓	✓	✗	✗	5	0.45	7.75	-
300 x 300 Offset Mosaic	-	Matt	White Beige Grey Anthracite	CB01-032-MOSOFF CB01-036-MOSOFF CB01-024-MOSOFF CB01-028-MOSOFF	300	300	9	11.111	15.55	R11 C	PASS	66	55	42	✓	✓	✗	✗	5	0.45	7.00	-
300 x 170 Rounded Cove Piece	-	Matt	White Beige Grey Anthracite	CB01-031-COVE CB01-035-COVE CB01-023-COVE CB01-027-COVE	170	300	9	3.333	4.67	R11 C	PASS	65	55	42	✓	✓	✓	✗	10	3.00	14.00	-
150 x 150 Slip Resistant	✗	Matt	White Beige Grey Anthracite	CB01-031-1515 CB01-035-1515 CB01-023-1515 CB01-027-1515	150	150	9	44.444	21.33	R11 C	PASS	65	55	42	✓	✓	✓	✗	28	0.63	13.44	80

