





# URBAN ELEMENTS decorative highlights for Urban tiles

Urban Canvas Scarlet with 600 x 150 Smoke Brushed

Suitability:	
	Walls
	Floor option
	R9 A option
	Internal use

Options in this range:	
Material	Colour Bodied Glazed Porcelain
Finish	Gloss Matt
Edges	Rectified



Floor: 600 x 300 White Slip Resistant / Wall: 600 x 300 White Textured / Urban Graffiti Panel Set on White / Urban Graffiti Strip




Floor: 600 x 600 Smoke Matt with Urban Tapestry Mixed  
Wall: 600 x 600 Smoke Textured






CB09-019-DEC1 Urban Graffiti 4 piece panel - rouge on white (as above) 600 x 300 x 10.5mm each  
 CB09-005-DEC1 Urban Graffiti 4 piece panel - rouge on stone (see swatch, right) 600 x 300 x 10.5mm each  
 CB09-011-DEC1 Urban Graffiti 4 piece panel - rouge on smoke (see swatch, right) 600 x 300 x 10.5mm each  
 Feature wall tile set on a rectified matt body. Can be used horizontally or vertically in any order, or individually as decorative drop-ins.




Colour comparison



CB09-028-DEC1  
 Urban Graffiti strip  
 600 x 20 x 10.5mm  
 Decorative listello



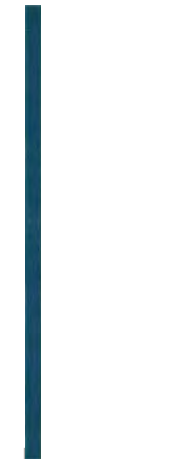
CB09-023-DEC1  
 Urban Canvas scarlet  
 600 x 150 x 10.5mm each  
 Rectified gloss 2 tile set




CB09-023-DEC2  
 Urban Strip scarlet  
 600 x 20 x 10.5mm  
 Decorative listello




CB09-021-DEC1  
 Urban Canvas azure  
 600 x 150 x 10.5mm each  
 Rectified gloss 2 tile set



CB09-021-DEC2  
 Urban Strip azure  
 600 x 20 x 10.5mm  
 Decorative listello




CB09-029-DEC1 Urban Patchwork - rouge / beige 300 x 300 x 10.5mm each  
 Decorative tile set on a rectified matt body. Suitable for residential floor use.



CB09-009-DEC2 Urban Patchwork - grey / concrete 300 x 300 x 10.5mm each  
 Decorative tile set on a rectified matt body. Suitable for residential floor use.



CB09-009-DEC1 Urban Patchwork - multi 300 x 300 x 10.5mm each  
 Decorative tile set on a rectified matt body. Suitable for residential floor use.



CB09-019-DEC2 Urban Patchwork - white / grey 300 x 300 x 10.5mm each  
 Decorative tile set on a rectified matt body. Suitable for residential floor use.





CB09-025-DEC1 Urban Timber - light mix 800 x 200 x 10.5mm each  
Rectified matt 3 piece feature wall tile set



Urban Timber Mix and 600 x 150 White Matt



CB09-026-DEC1 Urban Timber - dark mix 800 x 200 x 10.5mm each  
Rectified matt 3 piece feature wall tile set




CB09-027-DEC1 Urban Timber - mix 600 x 150 x 10.5mm each  
Rectified matt 4 piece feature wall tile set




CB09-022-DEC3 Urban cerulean border 600 x 100 x 10.5mm  
Rectified gloss border. Use as a frame for Urban Flowers panels or alone as a decorative border.



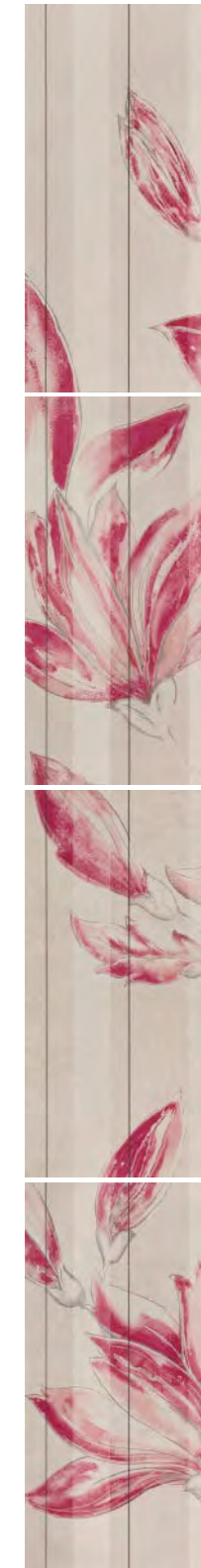
CB09-024-DEC3 Urban scarlet border 600 x 100 x 10.5mm  
Rectified gloss border. Use as a frame for Urban Flowers panels or alone as a decorative border.




CB09-022-DEC1 Urban Flowers panel Cerulean A 600 x 300 x 10.5mm each  
Rectified matt 4 piece wall feature - or use with set B



CB09-022-DEC2 Urban Flowers panel Cerulean B 600 x 300 x 10.5mm each  
Rectified matt 4 piece wall feature - or use with set A



CB09-024-DEC1 Urban Flowers panel Scarlet A 600 x 300 x 10.5mm each  
Rectified matt 4 piece wall feature - or use with set B



CB09-024-DEC2 Urban Flowers panel Scarlet B 600 x 300 x 10.5mm each  
Rectified matt 4 piece wall feature - or use with set A



URBAN ELEMENTS


Description	PRODUCT				DIMENSIONS / WEIGHT					SLIP RESISTANCE				AREA OF USE			Impregnate (yes/no)	Pieces per pack	Coverage per pack (m2)	Weight per pack (kg)	Packs per pallet	
	Rectified Edge (yes/no)	Surface Finish	Colour Name	Product Code	Length (mm)	Width (mm)	Thickness (mm)	PCS per m2	Kg per m2	Ramp Test	PEI (ISO 10545-7)	Shod Dry (4596 Dry)	Shod Wet (4596 Wet)	Barefoot Wet (4596 Wet)	Internal Walls	Internal Floors						External Floors
Graffiti 4pc Feature Panel Set 600 x 300mm (x4)	✓	Matt	Rouge on White Rouge on Stone Rouge on Smoke	CB09-019-DEC1 CB09-005-DEC1 CB09-011-DEC1	300	600	10.5	5.556	22	-	-	PASS	-	-	✓	X	X	X	4	1.06	23.76	40
Graffiti Strip (Bronze effect)	✓	Gloss	Metallic	CB09-028-DEC1	20	600	10.5	1,667 (Lin.m)	22	-	-	PASS	-	-	✓	X	X	X	4	1.06	23.76	40
Canvas 2pc Set 600 x 150mm (x2)	✓	Gloss	Scarlet Azure	CB09-023-DEC1 CB09-021-DEC1	150	600	10.5	11.111	22	-	-	PASS	-	-	✓	X	X	X	2	1.08	23.00	40
Strip	✓	Gloss	Scarlet Azure	CB09-023-DEC2 CB09-021-DEC2	20	600	10.5	1,667 (Lin.m)	22	-	-	PASS	-	-	✓	X	X	X	4	-	-	-
Flowers Panel Set A 600 x 300mm (x4)	✓	Matt	Cerulean Scarlet	CB09-022-DEC1 CB09-024-DEC1	300	600	10.5	1.389	22	-	-	PASS	-	-	✓	X	X	X	4	-	-	-
Flowers Panel Set B 600 x 300mm (x4)	✓	Matt	Cerulean Scarlet	CB09-022-DEC2 CB09-024-DEC2	300	600	10.5	1.389	22	-	-	PASS	-	-	✓	X	X	X	4	-	-	-
Border	✓	Gloss	Cerulean Scarlet	CB09-022-DEC3 CB00-024-DEC3	100	600	10.5	1,667 (Lin.m)	22	-	-	PASS	-	-	✓	X	X	X	4	-	-	-
Timber 3pc Set 600 x 150mm (x4)	✓	Matt	Light Mix Dark Mix	CB09-025-DEC1 CB09-026-DEC1	200	800	10.5	6.250	22	-	-	PASS	58	24	✓	X	X	X	3	0.48	10.56	-
Timber Mix 4pc Set 600 x 150mm (x4)	✓	Matt	Mixed	CB09-027-DEC1	150	600	10.5	11.111	22	-	-	PASS	58	24	✓	X	X	X	4	1.08	23.00	40
Tapestry 4pc Set 300 x 300mm (x4)	✓	Matt	Rouge/Beige Multi Grey/Concrete White/Grey	CB09-029-DEC1 CB09-009-DEC1 CB09-009-DEC2 CB09-019-DEC2	300	300	10.5	11.111	22	R9 A	3	-	58	24	✓	✓	X	X	4	1.02	23.00	-

Suitability:


	Walls
	Floor option
	R9 A option
	Internal use

Options in this range:


Material	Colour Bodied Glazed Porcelain
Finish	Gloss Matt
Edges	Rectified



Graffiti Feature Panel on white




Graffiti Feature Panel on stone



Graffiti Feature Panel on smoke




Timber Mix




Timber Light Mix




Timber Dark Mix



Tapestry rouge/beige



Tapestry multi




Tapestry grey/concrete



Tapestry white/grey



Canvas scarlet



Strip scarlet



Canvas azure



Strip azure



Border cerulean



Flower Panel Set cerulean



Border scarlet



Flower Panel Set scarlet

Graffiti Strip

Dimensions A, B = 2400(h) x 300(w) / A+B =2400(h) x 600(w)

All stated dimensions are nominal.

Due to variations in print and display technologies, colours shown here may differ from actual products. It is advisable to see a sample before ordering.

	Manufactured and tested to EN14411
	Designworks Tiles
	Falcon Road, Sowton Industrial Estate, Exeter, Devon, EX2 7LF