



Suitability:


	Walls
	Floors
	R9
	Internal use

Options in this range:

Material	Unglazed Porcelain
Finish	Matt
Edges	Rectified
Colours	3

Options in this range:

Step Edge	
Skirting	



glacier



CB20-002-9015 Rectified matt


900 x 150 x 10mm



CB20-006-MOS Rectified matt


300 x 300 x 10mm

rock



CB20-003-9015 Rectified matt


900 x 150 x 10mm



CB20-005-MOS Rectified matt


300 x 300 x 10mm

earth



CB20-001-9015 Rectified matt

900 x 150 x 10mm






CB20-004-MOS Rectified matt

300 x 300 x 10mm

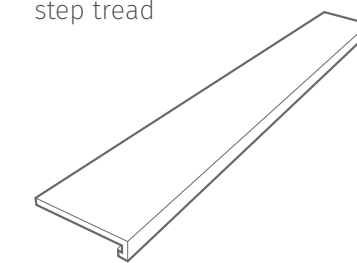
Design variation

These tiles feature dramatic variation in detail and tone within each colourway, therefore individual tiles may not match the swatches shown here.

The panels below demonstrate the typical variation across multiple tiles, we advise that tiles are mixed prior to fixing to ensure a pleasing distribution of detail and colour across the installation.

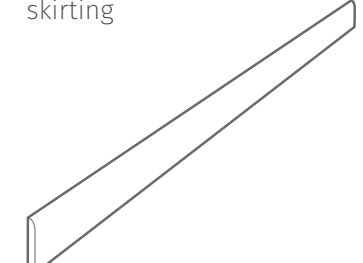


step tread



CB20-002-STEP glacier 900 x 150 x 10mm
 CB20-003-STEP rock 900 x 150 x 10mm
 CB20-001-STEP earth 900 x 150 x 10mm
 Rectified matt

skirting



CB20-002-SKIRT glacier 900 x 75 x 10mm
 CB20-003-SKIRT rock 900 x 75 x 10mm
 CB20-001-SKIRT earth 900 x 75 x 10mm
 Rectified matt

VERRES

Suitability:

	Walls
	Floors
	R9
	Internal use

Options in this range:

Material	Unglazed Porcelain
Finish	Matt
Edges	Rectified
Colours	3


Options in this range:

Step Edge	
Skirting	

All stated dimensions are nominal.
 Due to variations in print and display technologies, colours shown here may differ from actual products. It is advisable to see a sample before ordering.

	Manufactured and tested to EN14411
	Designworks Tiles Falcon Road, Sowton Industrial Estate, Exeter, Devon, EX2 7LF

Description	PRODUCT				DIMENSIONS / WEIGHT					SLIP RESISTANCE					AREA OF USE			Impregnate (yes/no)	Pieces per pack	Coverage per pack (m ²)	Weight per pack (kg)	Packs per pallet
	Rectified Edge (yes/no)	Surface Finish	Colour Name	Product Code	Length (mm)	Width (mm)	Thickness (mm)	PCS per m ²	Kg per m ²	Ramp Test	PEI (ISO 10545-7)	Shod Dry (4596 Wet)	Shod Wet (4596 Wet)	Barefoot Wet (4596 Wet)	Internal Walls	Internal Floors	External Floors					
900 x 150	✓	Matt	Glacier	CB20-002-9015	150	900	10	7.4074	22.0	R9	4	63	30	28	✓	✓	✗	✗	9	1.22	27.00	36
			Rock	CB20-003-9015	150	900	10	7.4074	22.0	R9	4	62	25	23	✓	✓	✗	✗	9	1.22	27.00	36
			Earth	CB20-001-9015	150	900	10	7.4074	22.0	R9	4	62	30	22	✓	✓	✗	✗	9	1.22	27.00	36
Mosaic 300 x 300	✓	Matt	Glacier	CB20-006-MOS	300	300	10	11.111	22.2	R9	4	-	-	-	✓	✓	✗	✗	10	0.90	20.00	36
			Rock	CB20-005-MOS	300	300	10	11.111	22.2	R9	4	-	-	-	✓	✓	✗	✗	10	0.90	20.00	36
			Earth	CB20-001-MOS	300	300	10	11.111	22.2	R9	4	-	-	-	✓	✓	✗	✗	10	0.90	20.00	36
Skirting 900 x 75	✓	Matt	Glacier	CB20-002-SKIRT	75	900	10	1.111	4.3	R9	4	63	30	28	✗	✓	✗	✗	2	1.80	7.74	-
			Rock	CB20-003-SKIRT	75	900	10	1.111	4.3	R9	4	62	25	23	✗	✓	✗	✗	2	1.80	7.74	-
			Earth	CB20-001-SKIRT	75	900	10	1.111	4.3	R9	4	62	30	22	✗	✓	✗	✗	2	1.80	7.74	-
Step Tread 900 x 150	✓	Matt	Glacier	CB20-002-STEP	150	900	10	11.111	1.7	R9	4	63	30	28	✗	✓	✗	✗	10	9.00	15.30	-
			Rock	CB20-003-STEP	150	900	10	11.111	1.7	R9	4	62	25	23	✗	✓	✗	✗	10	9.00	15.30	-
			Earth	CB20-001-STEP	150	900	10	11.111	1.7	R9	4	62	30	22	✗	✓	✗	✗	10	9.00	15.30	-



900 x 150 Rock



900 x 150 Earth