





# MONUMENT

Triangle honed



Suitability:	
	Walls
	Floors
	R10 options
	Internal use

Options in this range:	
Material	Colour Bodied Glazed Porcelain
Finishes	Honed Textured
Edges	Rectified

# MONUMENT

This range captures the varied tones and details of natural stone, therefore individual tiles will vary in appearance from the swatches shown here.

1200 x 200 / 1200 x 150 Monument Honed



CB10-001-12015 Rectified honed 1193 x 143 x 123 mm



CB10-001-12020 Rectified honed 1193 x 192 x 123 mm



CB10-001-12060 Rectified honed 1193 x 593 x 123 mm



CB10-001-TRI Triangle - honed 470(**b**) x 407(**a**) x 11mm  
 CB10-002-TRI Triangle - textured 470(**b**) x 407(**a**) x 11mm  
 Rectified geometric tile



CB10-001-6060 Rectified honed 593 x 593 x 11mm  
 CB10-002-6060 Rectified textured 593 x 593 x 11mm



CB10-006-MOS Square mosaic - honed 300 x 300 x 11mm  
 Rectified



CB10-007-MOS Square mosaic - textured 300 x 300 x 11mm  
 Rectified



CB10-008-MOSMIX Square mosaic - mix 300 x 300 x 11mm  
 Rectified honed + textured mix



CB10-003-TRIMOS Triangle Mosaic - honed 310 x 300 x 11mm  
 Rectified



CB10-004-TRIMOS Triangle Mosaic - textured 310 x 300 x 11mm  
 Rectified



CB10-005-TRIMIX Triangle Mosaic - mix 310 x 300 x 11mm  
 Rectified honed + textured mix



# MONUMENT

Description	PRODUCT			DIMENSIONS / WEIGHT					SLIP RESISTANCE					AREA OF USE			Impregnate (yes/no)	Pieces per pack	Coverage per pack (m <sup>2</sup> )	Weight per pack (kg)	Packs per pallet
	Rectified Edge (yes/no)	Surface Finish	Product Code	Length (mm)	Width (mm)	Thickness (mm)	PCS per m <sup>2</sup>	Kg per m <sup>2</sup>	Ramp Test	PEI (ISO 10545-7)	Shod Dry (4596 Dry)	Shod Wet (4596 Wet)	Barefoot Wet (4596 Wet)	Internal Walls	Internal Floors	External Floors					
1200 x 600	✓	Honed	CB10-001-12060	593	1193	12.3	1.389	29.0	-	4	57	23	21	✓	✓	✗	✗	1	0.71	20.78	40
1200 x 200	✓	Honed	CB10-001-12020	192	1193	12.3	4.366	28.0	-	4	57	23	21	✓	✓	✗	✗	3	0.69	19.97	54
1200 x 150	✓	Honed	CB10-001-12015	143	1193	12.3	5.862	29.0	-	4	57	23	21	✓	✓	✗	✗	4	0.68	19.00	60
600 x 600	✓	Honed	CB10-001-6060	593	593	11	2.778	24.6	-	4	57	23	21	✓	✓	✗	✗	3	1.05	25.84	36
	✓	Textured	CB10-002-6060	593	593	11	2.778	24.6	R10	4	56	34	31	✓	✓	✗	✗	3	1.05	25.84	36
Triangle 470 x 407	✓	Honed	CB10-001-TRI	407	470	11	5.228	28.5	-	4	57	23	21	✓	✓	✗	✗	4	0.38	10.84	40
	✓	Textured	CB10-002-TRI	407	470	11	5.228	28.5	R10	4	56	34	31	✓	✓	✗	✗	4	0.38	10.84	40
Triangle Mosaic 310 x 300	✓	Honed	CB10-003-TRIMOS	310	300	11	10.753	24.5	-	4	57	23	21	✓	✓	✗	✗	12	0.92	22.54	30
	✓	Textured	CB10-004-TRIMOS	310	300	11	10.753	24.5	R10	4	56	34	31	✓	✓	✗	✗	12	0.92	22.54	30
	✓	Mixed	CB10-005-TRIMIX	310	300	11	10.753	24.5	-	4	56	23	21	✓	✓	✗	✗	12	0.92	22.54	30
Square Mosai 300 x 300	✓	Honed	CB10-006-MOS	300	300	11	11.111	18.5	-	4	57	23	21	✓	✓	✗	✗	12	1.08	19.61	30
	✓	Textured	CB10-007-MOS	300	300	11	11.111	18.5	R10	4	56	34	31	✓	✓	✗	✗	12	1.08	19.61	30
	✓	Mixed	CB10-008-MOSMIX	300	300	11	11.111	18.5	-	4	57	23	21	✓	✓	✗	✗	12	1.08	19.61	30

Suitability:

	Walls
	Floors
	R10 options
	Internal use

Options in this range:

Material	Colour Bodied Glazed Porcelain
Finishes	Honed Textured
Edges	Rectified

All stated dimensions are nominal.

Due to variations in print and display technologies, colours shown here may differ from actual products. It is advisable to see a sample before ordering.

	Manufactured and tested to EN14411
	Designworks Tiles Falcon Road, Sowton Industrial Estate, Exeter, Devon, EX2 7LF



Floor: 1200 x 600 Monument Honed